

# CARTECK SIDE HINGED.

A classic, contemporary garage door for your home.





Teckentrup is a family business with operations throughout the world. In the UK we make our garage doors in Warrington, Cheshire. CarTeck Automatic is available through a national network of independent Garage Door Specialist installers.

Teckentrup offers more than garage doors: We provide solutions and have set three quality standards for our garage doors:

**Design.**  
**Security.**  
**Service.**

# CONTENTS:

## SIDE HINGED



**Side doors to match sectional  
and side hinged garage doors!**

Contemporary but classic!  
Side hinged garage doors and  
side doors are made from  
the same superb panels as  
CarTeck sectional garage  
doors. Every detail is perfectly  
considered for superior quality  
and a robust yet elegant  
garage door.

# QUITE SIMPLY, THE VERY BEST

**TECKENTRUP**  
DOOR SOLUTIONS

# CARTECK SIDE HINGED GARAGE DOORS & SIDE DOORS



CarTeck Centre Ribbed Woodgrain - Anthracite Grey  
with asymmetric door design and  
1500mm Stainless Steel 'D' Handles



Image courtesy of Garage Door Solutions

CarTeck Side Hinged Georgian Woograin Vertical - Anthracite Grey with Rhombus Mullion Windows



Image courtesy of Nuneaton Garage Doors

CarTeck Side Hinged Centre Ribbed Smooth Vertical - Light Grey with 1200mm Stainless Steel 'D' Handles



Image courtesy of The Garage Door Centre

CarTeck Side Hinged Standard Ribbed Smooth Vertical - Pigeon Blue

# WHERE TO BEGIN?!

- 1** SUPERIOR QUALITY  Page 8
- 2** EVERY DETAIL, PERFECT  Page 10
- 3** THE STYLES - GARAGE & SIDE DOORS  Page 12  
See pages 26 - 29 for colour swatches.
- 4** STYLE OPTIONS - WINDOWS & BLING  Page 22

## GOOD REASONS FOR A CARTECK SIDE HINGED DOOR



### Simply the best

Teckentrup side hinged garage doors and side doors are quite simply the very best. The solid panels, engineered hollow section aluminium frames and high grade fittings result in a door that closes with a reassuringly deep “clunk”.

Security is excellent and the range of styles, finishes and windows allows personalisation to suit your tastes. 1/2 and 1/2 opening and asymmetric configurations further increase the doors' versatility.



## WARRANTY

The warranty periods below only apply to products that have been correctly installed as per the instructions, maintained by a Garage Door Specialist and operated and cleaned in accordance with the requirements set out in the operating and maintenance sections of instructions and labels.

### 2-year manufacturer's guarantee

- on window units, hinges, locks, handles and stays (opening/closing max. 5 times a day)

### 10-year manufacturer's guarantee

- on panels against rust penetration from inside to outside
- against door panel separation of steel from foam
- on material and manufacturing flaws of all non-moving parts of the frame that are verifiably unusable or whose usability is substantially compromised
- on floor seal, intermediate seals and frame seals against rotting

The guarantee does not apply to doors that are subjected to extreme conditions, e.g. corrosive influences resulting from use in a coastal climate with high salt content.

Terms and conditions apply, visit [www.teckentrup.co.uk](http://www.teckentrup.co.uk) for details.



2 Year 10 Year Guarantee



CarTeck Side Hinged Traditional Standard Ribbed  
Horizontal Custom RAL 7038 Agate Grey

# SUPERIOR QUALITY

CarTeck Solid Smooth - Anthracite Grey  
with Zeta Round Aluminium Window



CarTeck Centre Ribbed Smooth - Jet Black  
with the standard lipped threshold



## WHAT PERFORMANCE CAN I EXPECT?

As part of the CE/UKCA marking process, each product must have its performance provided for a defined set of characteristics to allow fair comparison between products from different manufacturers. Other characteristics can also be included, if relevant to a door's performance. The following table shows the performance characteristics of CarTeck side hinged garage doors.

For more information on what performance you can expect from your garage door, visit the Honesty Page on the Teckentrup website -

[www.teckentrup.co.uk/garage-doors/the-honesty-page](http://www.teckentrup.co.uk/garage-doors/the-honesty-page)



HONESTY PAGE  
- SCAN ME!

## PERFORMANCE CHARACTERISTIC RATING

PERFORMANCE CHARACTERISTIC	RATING
Resistance to Windload EN 12424	Class 2
Watertightness EN 12425	NPD
Air Permeability EN 12426	NPD
Thermal Transmittance EN 13241	NPD

NPD signifies the product has not been measured for this characteristic (NPD - No Performance Determined).

## NEAT INSIDE TOO

The inside of the door is very presentable. There are no unsightly bracings just a wipe clean surface finished in a practical grey white stucco texture (RAL 9002).



Horizontal doors are as shown top right.


Vertical doors have small jointing plates at the panel interfaces, shown on a single leaf here:



## MITRED FRAMES

The mitred door leaf frame and door frame are finished in a matching smooth finish for white, Trend (including Anthracite Textured) and RAL coloured doors. For these Trend colours, a complimentary flat colour is used: Ice Crystal Grey Aluminium (RAL9007), TT9016 Bling White (RAL 9016), Golden Oak (RAL8003), Rosewood (RAL8016) and Night Oak (RAL8014), Winchester (RAL8001) wood design finishes.

(The door frame colour shade and surface lustre will show a variance from the panel finish as the base material and coating methods are different.)



## CLEANING ON INSTALLATION

After the installation has been completed, clean and dry the door thoroughly inside and out with warm soapy water to remove any grease, dust and metal fragments from the door (these will discolour the door finish if left on the door).

## CLEANING

The door should be washed with a car shampoo or similar, every two months, to prevent the build up of dirt, salt, grit and other corrosive substances. If the door is in an area prone to coastal corrosion from airborne salts, the door should be cleaned monthly. Furthermore, cleaning operating gear with a cloth soaked in a light oil will help to protect your door from corrosion – it must be accepted that salt air is very aggressive and extra care is required.

No caustic, abrasive or corrosive chemicals and substances, flood water, water runoff, or runoff from lead, copper or galvanic metal flashing should be allowed to come into contact with the door. Contaminants can lead to oxidation spots on the external face of the door. Windows that have a mock lead effect may show a white residue due to oxidation over time, this should be removed should it contact painted surfaces.

Ash, cement, dust, animal waste, or foreign substances should be removed immediately. Failure to ensure the door is cleaned and maintained as described will invalidate the doors' warranty.

## MAINTENANCE

Doors must be maintained as per the supplied Installation, Operating and Maintenance Manual by a Garage Door Specialist. Failure to carry out the required maintenance at the advised interval will invalidate the warranty.

# SO SIMPLE, SO EFFECTIVE

**TECKENTRUP**  
DOOR SOLUTIONS

# EVERY DETAIL, PERFECT



EN 13241  
Our doors are independently tested and certified to all current safety legislation and carry a CE/UKCA mark.

## SOLID 40MM THICK PANELS

Doors are built with 40mm thick interlocking panels and an aluminium hollow section frame that provides excellent strength, rigidity and resistance to corrosion.



## HIGH QUALITY CONCEALED HINGES

All side hinged doors have concealed hinges for a super sleek overall look. No hinges to the outside of the door removes an obvious point of attack and also makes it difficult to lever open the door should an attempt be made.

Concealed hinges offer an improved drive through width of up to 80mm between the frame compared to surface mounted hinges.

Each door leaf has two heavy-duty concealed hinges that are easily adjusted to help align the door leaves perfectly. Large doors and doors with asymmetric leaves may have three hinges per leaf.



## STANDARD LIPPED THRESHOLD

A stepped 3-part aluminium threshold with a bulb weather strip is supplied as standard. The door leaves close against the raised weather strip creating an improved barrier to dust and debris. The threshold includes a thermal break, helping to reduce heat transfer.



## DOUBLE WEATHER STRIPS AND MITRED CORNERS

In addition to the circumferential weather strip around the door leaf, the door frame has a three-sided weather strip for excellent draught reduction. Profiles are mitre jointed for a neat finish.



## DOOR STAYS

These top grade, spring dampened stays hold the door securely in the open position. A simple de-latch motion releases the held door leaf. Any leaf below 780mm wide (including asymmetric side hinged doors) will not have a stay.

**Note - not designed for high wind applications.**




## STAINLESS STEEL HANDLES AND SECURITY LOCKING

High grade stainless steel handles and lock covers are tough and attractive, whilst the latch and dead bolt combination provides dependable security. A convenient thumb turn operates the lock from the inside.

The inactive leaf incorporates a stainless steel strike plate with an adjustable latch plate for precise latching and a steel lock keep box for added attack resistance. Specific hardware requirement? Talk to us as alternative designs can often be accommodated.

**Note - Doors installed in coastal/high salinity environments must be fitted with a 316 Stainless Steel lever handle upgrade. Doors with standard stainless steel or black handles may experience corrosion of the handle and discolouration of the surrounding door finish. This will be excluded from warranty claims.**





### SECURITY LOCK CYLINDER

Certified to BS EN1303 Cylinder Security Grade 2, our lock cylinder provides enhanced security and is anti-drill and anti-pick. The cylinder also features a break off system which is designed to prevent the cylinder from being broken by including a 'sacrificial' section that breaks off if an attempt to break

the cylinder is made, whilst leaving sufficient cylinder remaining to still operate the lock with a key.

Every door comes with three keys as standard. Additional keys can be cut at a high street locksmiths.



### FLUSH BOLT SECURITY

The inactive leaf is secured with flush bolts to the top and bottom of the leaf. Each bolt has an adjustable flush bolt plate for greater versatility on the position of the leading edge on the inactive leaf as seals compress over time.



### OPTIONAL TRIPLE POINT LOCKING

The active leaf is available with three point locking for greatly enhanced security. The locks provide enhanced strength to combat attempts to force them apart.



### OPTIONAL ALUMINIUM STRIP THRESHOLD

The aluminium profile, available as an option, provides a simple low profile threshold (without a weather strip).



### OPTIONAL FOOT STOPS

Add foot activated floor stops to hold the door in the open position. Floor stops can be selected as an alternative option to door stays.

**Note - not designed for high wind applications.**



### OPEN-IN & OPEN OUT OPTIONS

All side hinged garage doors are typically open-out. Open-in is available as an option.

**Note - open-in increases the likelihood of water ingress. We recommend the drip guard option is selected with open-in doors. Talk to your garage door specialist about the best option for you.**

# CLASSIC, CONTEMPORARY

# CarTeck Side Hinged Georgian

CarTeck Georgian Horizontal - Woodgrain Anthracite Grey with Cross Mullion Windows

CarTeck Georgian Vertical - Woodgrain Rosewood



## CarTeck Side Hinged Georgian Horizontal

1/2 and 1/2 split



1/2 and 1/2 split width up to 2350mm

Asymmetric split



Asymmetric split width up to 2350mm



Asymmetric split width above 2350mm

Side Door



Side Door

## CarTeck Side Hinged Georgian Vertical

1/2 and 1/2 split



1/2 and 1/2 split Height below 2200mm\*



1/2 and 1/2 split Height above 2200mm\*

### A note about colour

Where doors are exposed to direct sunlight, dark colours should be avoided.

RAL/BS references for colours are provided as a guide only to the nearest similar RAL/BS colour. Colours will not match to other RAL/BS finishes due to different coating processes, gloss levels, substrates and textures. Similarly, special RAL, BS, wood effects or other colours will not be a precise match.

Colours shown are limited in accuracy by the printing process - samples should always be requested.

Golden Oak & Winchester are laminate finishes. Night Oak & Rosewood have a painted finish.

The mitred door leaf frame and door frame are finished in a matching smooth finish for white, Trend (including Anthracite Textured) and RAL coloured doors. For these Trend colours, a complimentary flat colour is used: Ice Crystal Grey Aluminium (RAL9007), TT9016 Bling White (RAL 9016), Golden Oak (RAL8003), Rosewood (RAL8016) and Night Oak (RAL8014), Winchester (RAL8001) wood design finishes.

If you are matching to other finishes, particularly wood effects such as Rosewood, Golden Oak, Night Oak or Winchester, always request a sample.

\*2250mm with windows

**Surface Textures**



Woodgrain

**Trend colours**



Doors can also be coloured to any RAL shade

<input type="checkbox"/> <b>White</b> RAL 9016	<input type="checkbox"/> <b>TT9016 Bling White</b> with micaeous iron ore particles glitter effect	<input type="checkbox"/> <b>Ice Crystal Grey Aluminium</b>	<input type="checkbox"/> <b>White Aluminium</b> RAL 9006
<input type="checkbox"/> <b>Grey Aluminium</b> RAL 9007	<input type="checkbox"/> <b>Light Grey</b> RAL 7035	<input type="checkbox"/> <b>Window Grey</b> RAL 7040	<input type="checkbox"/> <b>Quartz Grey</b> RAL 7039
<input type="checkbox"/> <b>Umbra Grey</b> RAL 7022	<input type="checkbox"/> <b>Slate Grey</b> RAL 7015	<input type="checkbox"/> <b>Anthracite Grey</b> RAL 7016	<input type="checkbox"/> <b>TT 703</b> A special satin metallic effect (grey with micaeous iron ore particles)
<input type="checkbox"/> <b>Jet Black</b> RAL 9005	<input type="checkbox"/> <b>Steel Blue</b> RAL 5011	<input type="checkbox"/> <b>Moss Green</b> RAL 6005	<input type="checkbox"/> <b>Fir Green</b> RAL 6009
<input type="checkbox"/> <b>Flame Red</b> RAL 3000	<input type="checkbox"/> <b>Sepia Brown</b> RAL 8014	<input type="checkbox"/> <b>Cream</b> RAL 9001	

**TREND+ colours**

<input type="checkbox"/> <b>Agate Grey</b> RAL 7038	<input type="checkbox"/> <b>Silver Grey</b> RAL 7001	<input type="checkbox"/> <b>Pebble Grey</b> RAL 7032	<input type="checkbox"/> <b>Stone Grey</b> RAL 7030
<input type="checkbox"/> <b>Mouse Grey</b> RAL 7005	<input type="checkbox"/> <b>Basalt Grey</b> RAL 7012	<input type="checkbox"/> <b>Graphite Grey</b> RAL 7024	<input type="checkbox"/> <b>Granite Grey</b> RAL 7026
<input type="checkbox"/> <b>Graphite Black</b> RAL 9011	<input type="checkbox"/> <b>Signal Black</b> RAL 9004	<input type="checkbox"/> <b>Gentian Blue</b> RAL 5010	<input type="checkbox"/> <b>Pigeon Blue</b> RAL 5014
<input type="checkbox"/> <b>Chartwell Green</b> BS 14 C 35	<input type="checkbox"/> <b>Sage Green</b> RAL 130 60 10	<input type="checkbox"/> <b>Burgundy</b> RAL 3004	<input type="checkbox"/> <b>Ruby Red</b> RAL 3003
<input type="checkbox"/> <b>Terra Brown</b> RAL 8028	<input type="checkbox"/> <b>Nut Brown</b> RAL 8011	<input type="checkbox"/> <b>Light Ivory</b> RAL 1015	<input type="checkbox"/> <b>Pure White</b> RAL 9010

**Wood effects**

<input type="checkbox"/> <b>Golden Oak</b>	<input type="checkbox"/> <b>Rosewood</b>	<input type="checkbox"/> <b>Night Oak</b>	<input type="checkbox"/> <b>Winchester</b>
--	--	---	--



CarTeck Georgian Horizontal - Woodgrain Moss Green



CarTeck Georgian Vertical - Woodgrain White with Cross Mullion windows

**Windows**

**Vertical**



Rectangle 1



Cross Mullion



Rhombus Mullion

**Horizontal**



Rectangle 1



Cross Mullion



Rhombus Mullion

The images above show popular window combinations. If you'd like alternative window configuration, just ask! For full details on windows, see page 22.

Black powder coated handle available as an option.



**CarTeck Georgian Horizontal - Woodgrain Golden Oak**



# CarTeck Side Hinged Solid

CarTeck Solid Horizontal - Smooth Anthracite Grey

CarTeck Solid Horizontal - Wood Effect Night Oak



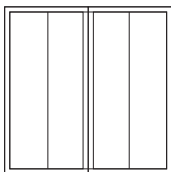
CarTeck Side Hinged Solid Vertical



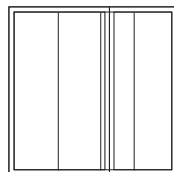
CarTeck Side Hinged Solid Horizontal




CarTeck Side Hinged Solid Side Door




1/2 and 1/2 split



Asymmetric



1/2 and 1/2 split



Asymmetric

### A note about colour

Where doors are exposed to direct sunlight, dark colours should be avoided.

RAL/BS references for colours are provided as a guide only to the nearest similar RAL/BS colour. Colours will not match to other RAL/BS finishes due to different coating processes, gloss levels, substrates and textures. Similarly, special RAL, BS, wood effects or other colours will not be a precise match.

Colours shown are limited in accuracy by the printing process - samples should always be requested.

Golden Oak & Winchester are laminate finishes. Night Oak & Rosewood have a painted finish.

The mitred door leaf frame and door frame are finished in a matching smooth finish for white, Trend (including Anthracite Textured) and RAL coloured doors. For these Trend colours, a complimentary flat colour is used: Ice Crystal Grey Aluminium (RAL9007), TT9016 Bling White (RAL 9016), Golden Oak (RAL8003), Rosewood (RAL8016) and Night Oak (RAL8014), Winchester (RAL8001) wood design finishes.

If you are matching to other finishes, particularly wood effects such as Rosewood, Golden Oak, Night Oak or Winchester, always request a sample.

**Surface Textures**



Smooth



Woodgrain



Stucco



Micro-profiled

**Trend colours**



Doors can also be coloured to any RAL shade

<input type="checkbox"/> White RAL 9016	<input type="checkbox"/> TT9016 Bling White with micaeous iron ore particles glitter effect	<input type="checkbox"/> Ice Crystal Grey Aluminium	<input type="checkbox"/> White Aluminium RAL 9006
<input type="checkbox"/> Grey Aluminium RAL 9007	<input type="checkbox"/> Light Grey RAL 7035	<input type="checkbox"/> Window Grey RAL 7040	<input type="checkbox"/> Quartz Grey RAL 7039
<input type="checkbox"/> Umbra Grey RAL 7022	<input type="checkbox"/> Slate Grey RAL 7015	<input type="checkbox"/> Anthracite Grey RAL 7016	<input type="checkbox"/> *Anthracite Textured RAL 7016
<input type="checkbox"/> TT 703 A special satin metallic effect (grey with micaeous iron ore particles)	<input type="checkbox"/> Jet Black RAL 9005	<input type="checkbox"/> Steel Blue RAL 5011	<input type="checkbox"/> Moss Green RAL 6005
<input type="checkbox"/> Fir Green RAL 6009	<input type="checkbox"/> Flame Red RAL 3000	<input type="checkbox"/> Sepia Brown RAL 8014	<input type="checkbox"/> Cream RAL 9001

**TREND+ colours**

\*Only available on smooth surface texture.

<input type="checkbox"/> Agate Grey RAL 7038	<input type="checkbox"/> Silver Grey RAL 7001	<input type="checkbox"/> Pebble Grey RAL 7032	<input type="checkbox"/> Stone Grey RAL 7030
<input type="checkbox"/> Mouse Grey RAL 7005	<input type="checkbox"/> Basalt Grey RAL 7012	<input type="checkbox"/> Graphite Grey RAL 7024	<input type="checkbox"/> Granite Grey RAL 7026
<input type="checkbox"/> Graphite Black RAL 9011	<input type="checkbox"/> Signal Black RAL 9004	<input type="checkbox"/> Gentian Blue RAL 5010	<input type="checkbox"/> Pigeon Blue RAL 5014
<input type="checkbox"/> Chartwell Green BS 14 C 35	<input type="checkbox"/> Sage Green RAL 130 60 10	<input type="checkbox"/> Burgundy RAL 3004	<input type="checkbox"/> Ruby Red RAL 3003
<input type="checkbox"/> Terra Brown RAL 8028	<input type="checkbox"/> Nut Brown RAL 8011	<input type="checkbox"/> Light Ivory RAL 1015	<input type="checkbox"/> Pure White RAL 9010

**Wood effects**

<input type="checkbox"/> Golden Oak	<input type="checkbox"/> Rosewood	<input type="checkbox"/> Night Oak	<input type="checkbox"/> Winchester
-------------------------------------	-----------------------------------	------------------------------------	-------------------------------------

**Handle Options** Stainless Steel 'D' Handles



1500mm



1200mm

**Polyurethane Windows**

**Horizontal**



Square Type 1



Square Type 2



Rhombus Mullion



Rectangle 1



Rectangle 2



Rectangle 3



Cross Mullion

**Vertical**



Rectangle 1



Cross Mullion



Rhombus Mullion

The images above show popular window combinations. If you'd like alternative window configuration, just ask! For full details on windows, see page 22.

**Aluminium Windows**

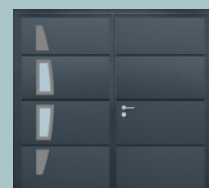


Zeta ø280



Alpha

The images above show popular aluminium windows from our Bling collection of extra special windows and decals. See the full Bling range on pages 23 - 25.



Black powder coated handle available as an option.



# CarTeck Side Hinged Centre Ribbed

CarTeck Centre Ribbed Vertical -  
Smooth Anthracite Grey with 1200mm  
Stainless Steel 'D' Handles

CarTeck Centre Ribbed Horizontal -  
Woodgrain with Rectangle 2 Windows



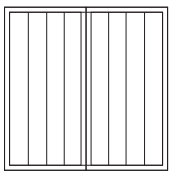
CarTeck Side Hinged  
Centre Ribbed Vertical



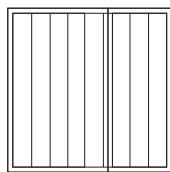
CarTeck Side Hinged  
Centre Ribbed Horizontal




CarTeck Side Hinged  
Centre Ribbed Side Door




1/2 and 1/2 split



Asymmetric



1/2 and 1/2 split



Asymmetric

### A note about colour

Where doors are exposed to direct sunlight, dark colours should be avoided.

RAL/BS references for colours are provided as a guide only to the nearest similar RAL/BS colour. Colours will not match to other RAL/BS finishes due to different coating processes, gloss levels, substrates and textures. Similarly, special RAL, BS, wood effects or other colours will not be a precise match.

Colours shown are limited in accuracy by the printing process - samples should always be requested.


Golden Oak & Winchester are laminate finishes. Night Oak & Rosewood have a painted finish.

The mitred door leaf frame and door frame are finished in a matching smooth finish for white, Trend (including Anthracite Textured) and RAL coloured doors. For these Trend colours, a complimentary flat colour is used: Ice Crystal Grey Aluminium (RAL9007), TT9016 Bling White (RAL 9016), Golden Oak (RAL8003), Rosewood (RAL8016) and Night Oak (RAL8014), Winchester (RAL8001) wood design finishes.

If you are matching to other finishes, particularly wood effects such as Rosewood, Golden Oak, Night Oak or Winchester, always request a sample.



**Surface Textures**



**Trend colours**



Doors can also be coloured to any RAL shade



**TREND+ colours**

\*Only available on smooth surface texture.



**Wood effects**



**Handle Options** Stainless Steel 'D' Handles

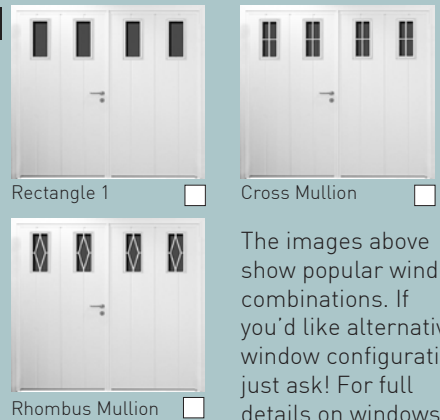


**Polyurethane Windows**

**Horizontal**



**Vertical**

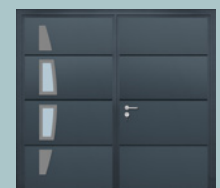


The images above show popular window combinations. If you'd like alternative window configuration, just ask! For full details on windows, see page 22.

**Aluminium Windows**



The images above show popular aluminium windows from our Bling collection of extra special windows and decals. See the full Bling range on pages 23 - 25.



Black powder coated handle available as an option.



# CarTeck Side Hinged Standard Ribbed

CarTeck Standard Ribbed Vertical - Woodgrain Fir Green

CarTeck Standard Ribbed Vertical - Woodgrain with Rectangle 1 Windows in Anthracite Grey




CarTeck Side Hinged Standard Ribbed Vertical



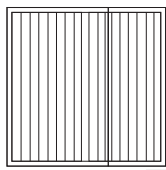
CarTeck Side Hinged Standard Ribbed Horizontal




CarTeck Side Hinged Standard Ribbed Side Door




1/2 and 1/2 split



Asymmetric



1/2 and 1/2 split



Asymmetric

### A note about colour

Where doors are exposed to direct sunlight, dark colours should be avoided.

RAL/BS references for colours are provided as a guide only to the nearest similar RAL/BS colour. Colours will not match to other RAL/BS finishes due to different coating processes, gloss levels, substrates and textures. Similarly, special RAL, BS, wood effects or other colours will not be a precise match.


Colours shown are limited in accuracy by the printing process - samples should always be requested.

Golden Oak & Winchester are laminate finishes. Night Oak & Rosewood have a painted finish.

The mitred door leaf frame and door frame are finished in a matching smooth finish for white, Trend (including Anthracite Textured) and RAL coloured doors. For these Trend colours, a complimentary flat colour is used: Ice Crystal Grey Aluminium (RAL9007), TT9016 Bling White (RAL 9016), Golden Oak (RAL8003), Rosewood (RAL8016) and Night Oak (RAL8014), Winchester (RAL8001) wood design finishes.

If you are matching to other finishes, particularly wood effects such as Rosewood, Golden Oak, Night Oak or Winchester, always request a sample.

**Surface Textures**



**Trend colours**



Doors can also be coloured to any RAL shade



**TREND+ colours**


\*Only available on smooth surface texture.



**Wood effects**

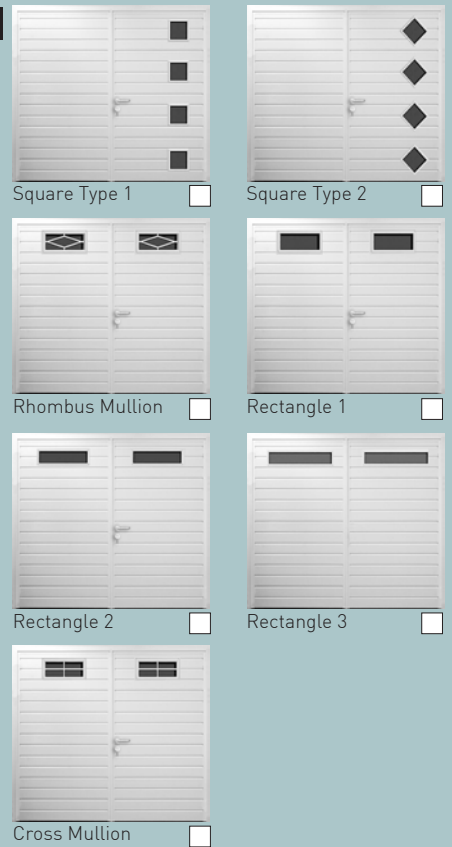


**Handle Options** Stainless Steel 'D' Handles

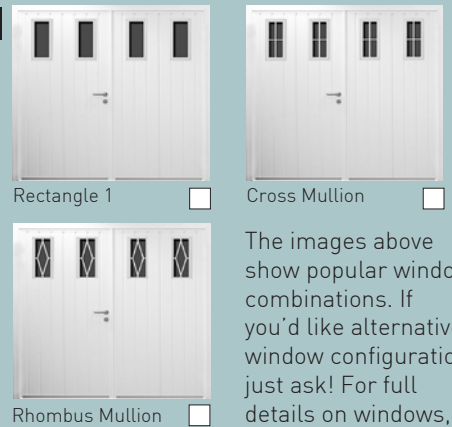


**Polyurethane Windows**

**Horizontal**



**Vertical**

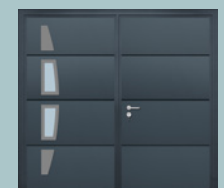


The images above show popular window combinations. If you'd like alternative window configuration, just ask! For full details on windows, see page 22.

**Aluminium Windows**



The images above show popular aluminium windows from our Bling collection of extra special windows and decals. See the full Bling range on pages 23 - 25.



Black powder coated handle available as an option.




# CarTeck Side Hinged Traditional

Mock leading is available in natural lead grey (as standard) or white (on request).


CarTeck Side Hinged Traditional Standard Ribbed Vertical



Door Split



1/2 and 1/2 split



Asymmetric

Leading

All doors have mock leaded-effect decoration as standard but are also available in a plain design.



CarTeck Side Hinged Traditional Centre Ribbed Vertical



CarTeck Side Hinged Traditional Solid Ribbed Vertical



**A note about colour**

Where doors are exposed to direct sunlight, dark colours should be avoided.

RAL/BS references for colours are provided as a guide only to the nearest similar RAL/BS colour. Colours will not match to other RAL/BS finishes due to different coating processes, gloss levels, substrates and textures. Similarly, special RAL, BS, wood effects or other colours will not be a precise match.

Colours shown are limited in accuracy by the printing process - samples should always be requested.

Golden Oak & Winchester are laminate finishes. Night Oak & Rosewood have a painted finish.

The mitred door leaf frame and door frame are finished in a matching smooth finish for white, Trend (including Anthracite Textured) and RAL coloured doors. For these Trend colours, a complimentary flat colour is used: Ice Crystal Grey Aluminium (RAL9007), TT9016 Bling White (RAL 9016), Golden Oak (RAL8003), Rosewood (RAL8016) and Night Oak (RAL8014), Winchester (RAL8001) wood design finishes.

If you are matching to other finishes, particularly wood effects such as Rosewood, Golden Oak, Night Oak or Winchester, always request a sample.

CarTeck Side Hinged Traditional  
Standard Ribbed Horizontal



CarTeck Side Hinged Traditional  
Centre Ribbed Horizontal



CarTeck Side Hinged Traditional  
Solid Ribbed Horizontal



Surface Textures



Smooth



Woodgrain



Stucco



Micro-profiled

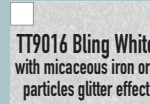


Doors can also be coloured to any RAL shade

Trend colours



White  
RAL 9016



TT9016 Bling White  
with micaeous iron ore  
particles glitter effect



Ice Crystal Grey  
Aluminium



White Aluminium  
RAL 9006



Grey Aluminium  
RAL 9007



Light Grey  
RAL 7035



Window Grey  
RAL 7040



Quartz Grey  
RAL 7039



Umbra Grey  
RAL 7022



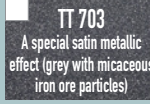
Slate Grey  
RAL 7015



Anthracite Grey  
RAL 7016



\*Anthracite Textured  
RAL 7016



TT 703  
A special satin metallic  
effect (grey with micaeous  
iron ore particles)



Jet Black  
RAL 9005



Steel Blue  
RAL 5011



Moss Green  
RAL 6005



Fir Green  
RAL 6009



Flame Red  
RAL 3000



Sepia Brown  
RAL 8014



Cream  
RAL 9001

TREND+ colours

\*Only available on smooth surface texture.



Agate Grey  
RAL 7038



Silver Grey  
RAL 7001



Pebble Grey  
RAL 7032




Stone Grey  
RAL 7030



Mouse Grey  
RAL 7005



Basalt Grey  
RAL 7012



Graphite Grey  
RAL 7024



Granite Grey  
RAL 7026



Graphite Black  
RAL 9011



Signal Black  
RAL 9004



Gentian Blue  
RAL 5010



Pigeon Blue  
RAL 5014



Chartwell Green  
BS 14 C 35



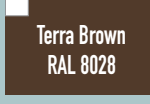
Sage Green  
RAL 130 60 10



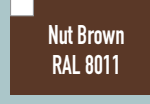
Burgundy  
RAL 3004



Ruby Red  
RAL 3003



Terra Brown  
RAL 8028



Nut Brown  
RAL 8011



Light Ivory  
RAL 1015




Pure White  
RAL 9010

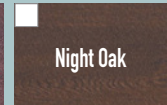
Wood effects



Golden Oak



Rosewood



Night Oak



Winchester

Black powder coated handle available as an option.




# Make the most of light

## Make the most of light

Scratch-resistant Polymer double glazed windows in attractive designs allow natural light into your garage.

Each style is available with clear, frosted or satin glazing. The window units are fitted with a polyurethane frame that is coloured to match or compliment the panel colour of the door. For Aluminium windows, see next page.

### Glazing Styles



Frosted\*  Clear  Satin\*

\*The exterior pane is Frosted/Satin and the interior pane is Clear.



Solid Horizontal - Smooth Anthracite Grey with Square Type 1 Windows



Solid Vertical - Smooth Custom Colour with Alpha Square Aluminium Windows (see facing page) & 1500mm Stainless Steel 'D' Handles



Rectangle type 1  
610mm x 270mm



Cross Mullion  
610mm x 270mm




Rhombus Mullion  
610mm x 270mm



Rectangle type 2\*  
680mm x 210mm



Rectangle type 3\*  
980mm x 140mm



Square Type 1\*  
270mm x 270mm



Square Type 2\*  
270mm x 270mm



GSA / Traditional  
Mock Ledged-Effect



GSA / Traditional  
Plain

\*Available on standard ribbed, Centre ribbed and solid profile doors only.

Window frames are coloured to be similar to the door panel. Selected Trend colours & wood design windows are finished in a complementary flat colour for Golden Oak (RAL8003), Rosewood (RAL8016), Night Oak (RAL8014), Winchester (RAL8001), Textured Anthracite (RAL7016), Ice Crystal Grey Aluminium (RAL9007) and TT9016 Bling White (RAL 9016). The surrounds on aluminium GSA window sections are finished in a smooth finish.

Window frame colour shade and surface lustre will show a variance from the panel finish as the base material and coating methods are different.




# Teckentrup Bling!

## Bling Windows


### Aluminium Windows

High-grade aluminium window units add natural daylight with a contemporary twist. Windows are constructed with an aluminium casement and polymer glazing unit.


#### Glazing Styles




Satin



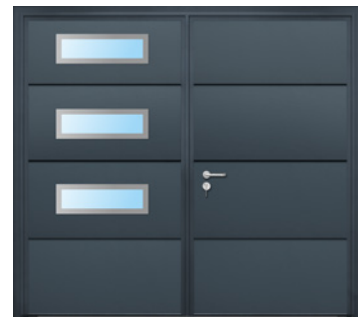
Clear




Versus  
900mm x 1000mm



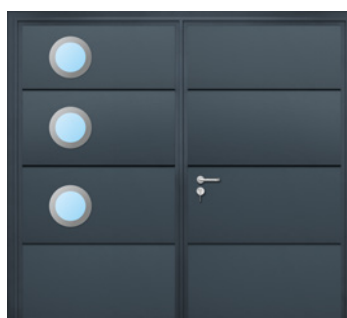
Athena  
406mm x 203mm




Sigma  
610mm x 200mm



Gamma  
534mm x 344mm



Zeta  
ø280mm



Alpha  
280mm x 280mm



Kappa  
\*1860mm x 180mm

The images above and left show the most popular window combinations. If you'd like alternative window configuration, just ask!

\*Minimum over frame height for Kappa windows used vertically on side hinged doors: 2010mm

# Teckentrup Bling!



## Design Accents

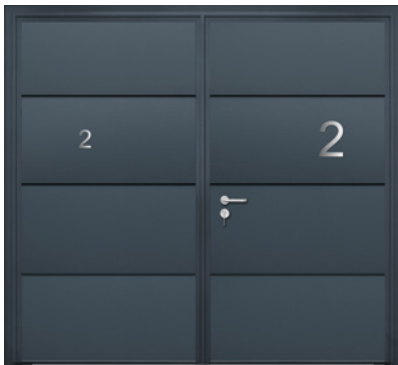
### Decals

High-grade alunox decals are factory bonded to your door for added visual appeal. Each decal can be positioned to suit your sense of design, however, popular arrangements are shown here.




### Decorative Decal Options


The images here show the most popular combinations. If you'd like alternative configuration, just ask!



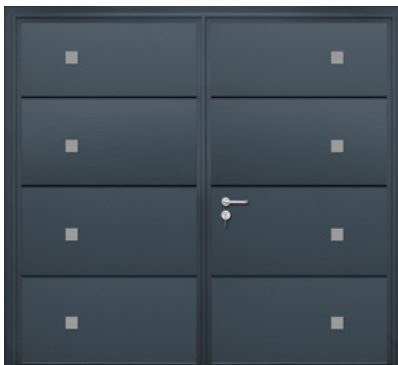
Writing  
100mm/200mm



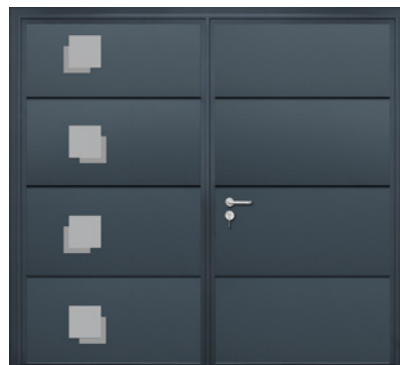
Access 1  
431mm x 40mm



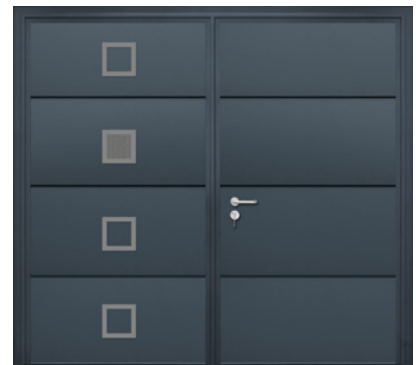
Access 2  
430mm x 40mm



Access 6  
70mm x 70mm



Access 7  
150mm x 150mm



Access 8  
194 mm x 194 mm



# More!

## Extras

Finishing touches to make your door easier to use.



### LETTER BOXES



### CODE LOCKS

Code locks provide secure access without the need to carry a key.



### SPY HOLES



### CUSTOM HARDWARE

Want to use your own hardware, perhaps to match a front door? Talk to us and we'll make it happen!




### PET FLAPS

Pet Flaps, usually fitted to the bottom panel of a door!

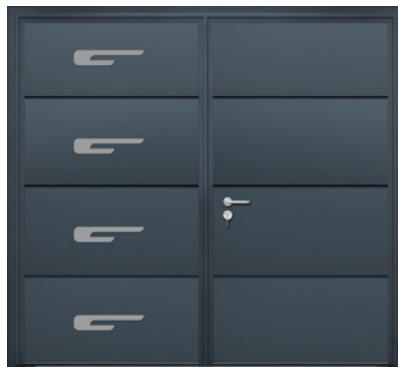


### ANYTHING ELSE?

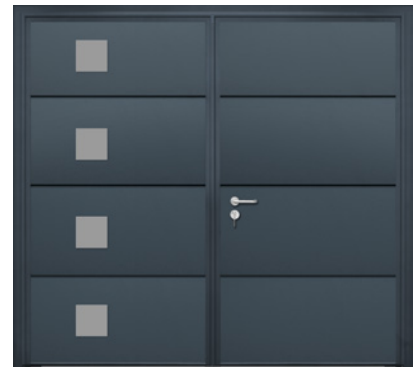
If you can think of anything else you would like to incorporate onto your door, just ask and we'll see if we can make it happen!




Access 3  
215mm x 40mm



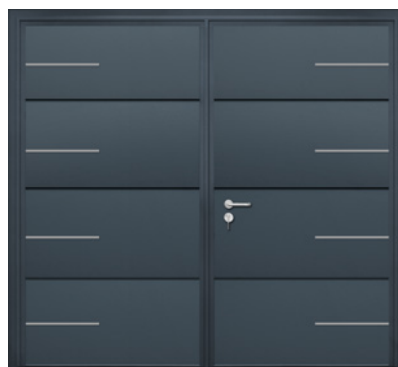
Access 4  
400mm x 86mm



Access 5  
180mm x 180mm



Access 9  
436mm x 40mm



Access 10  
431mm x 13mm

# CarTeck Colours

## Colour your world

Over the next 4 pages, see all the colours available on CarTeck garage doors.

## The options are endless

Don't forget! Doors can also be coloured to any RAL shade.



### A note about colour

Where doors are exposed to direct sunlight, dark colours should be avoided.

RAL/BS references for colours are provided as a guide only to the nearest similar RAL/BS colour. Colours will not match to other RAL/BS finishes due to different coating processes, gloss levels, substrates and textures. Similarly, special RAL, BS, wood effects or other colours will not be a precise match.

Colours shown are limited in accuracy by the printing process - samples should always be requested.

Golden Oak & Winchester are laminate finishes. Night Oak & Rosewood have a painted finish.

If you are matching to other finishes, particularly wood effects such as Rosewood, Golden Oak, Night Oak or Winchester, always request a sample.

### Sectional Garage Doors

Wood Design frame legs, headers & 3D profiles in Night Oak & Rosewood are finished in a complimentary painted wood effect finish but will not match precisely. Golden Oak & Winchester are finished in a flat colour RAL 8014. TT9016 Bling White frame legs, headers & 3D profiles are finished in RAL 9016.


All frame legs, headers & 3D profiles are available in smooth finish only.

### Side Hinged Garage Doors

The mitred door leaf frame and door frame are finished in a matching smooth finish for white, Trend (including Anthracite Textured) and RAL coloured doors. For these Trend colours, a complimentary flat colour is used: Ice Crystal Grey Aluminium (RAL9007), TT9016 Bling White (RAL 9016), Golden Oak (RAL8003), Rosewood (RAL8016) and Night Oak (RAL8014), Winchester (RAL8001) wood design finishes.

# Trend:


White (RAL 9016)



Grey Aluminium (RAL 9007)

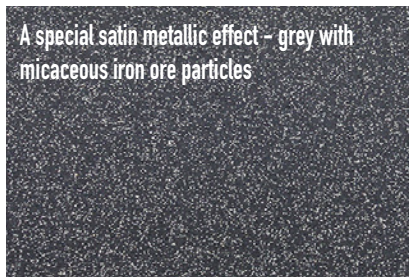


Umbra Grey (RAL 7022)



TT 703

A special satin metallic effect – grey with micaceous iron ore particles

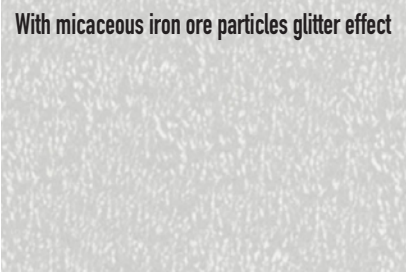


Fir Green (RAL 6009)

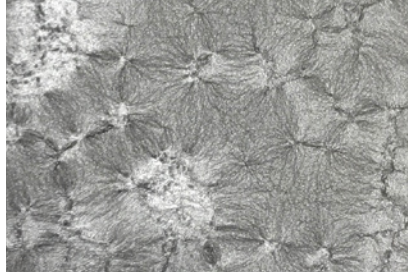


**TT9016 Bling White**


With micaceous iron ore particles glitter effect




**Ice Crystal Grey Aluminium**



**White Aluminium (RAL 9006)**




**Light Grey (RAL 7035)**



**Window Grey (RAL 7040)**



**Quartz Grey (RAL 7039)**



**Slate Grey (RAL 7015)**



**Anthracite Grey (RAL 7016)**



**\*Anthracite Textured (RAL 7016)**

\*Only available on smooth surface texture.



**Jet Black (RAL 9005)**



**Steel Blue (RAL 5011)**



**Moss Green (RAL 6005)**




**Flame Red (RAL 3000)**



**Sepia Brown (RAL 8014)**




**Cream (RAL 9001)**



# TREND+ :

Agate Grey (RAL 7038)



Silver Grey (RAL 7001)



Pebble Grey (RAL 7032)




Mouse Grey (RAL 7005)



Basalt Grey (RAL 7012)



Graphite Grey (RAL 7024)



Graphite Black (RAL 9011)



Signal Black (RAL 9004)



Gentian Blue (RAL 5010)




Chartwell Green (BS 14 C 35)




Sage Green (RAL 130 60 10)




Burgundy (RAL 3004)




Terra Brown (RAL 8028)



Nut Brown (RAL 8011)



Light Ivory (RAL 1015)



Stone Grey (RAL 7030)



Granite Grey (RAL 7026)




Pigeon Blue (RAL 5014)



Ruby Red (RAL 3003)




Pure White (RAL 9010)



# Wood effects:


Golden Oak



Rosewood



Night Oak



Winchester



## The options are endless

Don't forget! Doors can also be coloured to any RAL shade.

### A note about colour

For notes on colour, please see page 26.



# The Complete Solution

## Alternative or complimentary Side Hinged and Sectional Garage Doors

Side hinged doors are an alternative to sectional doors but can also compliment them with matching side access. Getting your lawn mower out of the garage? A side hinged door is perfect and, for ride on mowers, a pair of doors allows drive in access.

**For full details of the Teckentrup sectional garage door range, call 01925 924050 for a copy of our brochure or visit [www.teckentrup.co.uk](http://www.teckentrup.co.uk).**



**Design.**  
**Security.**  
**Service.**



**November 2023**

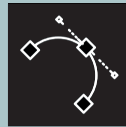
Teckentrup UK Limited, Units 2-4 Opus 9 Industrial Estate, Woburn Road, Winwick Quay, Warrington WA2 8UE

t: 01925 924 050

f: 08701 314 843

e: [sales@teckentrup.co.uk](mailto:sales@teckentrup.co.uk)

**TECKENTRUP**  
DOOR SOLUTIONS



### Design

**We combine ease of use with aesthetics.**

Good design uses innovative technology to make using a product intuitive and effortless. CarTeck side hinged garage doors offer a wide range of design options that will transform the look of your home and the way you use your garage space.



### Safety & Security

**We combine security with safety.**

Our products are designed to provide peace of mind with both physical security and the knowledge that durability and safe operation are inherent.



### Service

**We combine speed with reliability.**

The Teckentrup team and our network of Garage Door Specialists installers love to make your new door a pleasure to own. From planning to installation. You'll always receive expert advice and the best service for installation, maintenance and aftercare.

### Quality & Environment

Teckentrup operates to quality procedures audited to ISO 9001. We care about the environment too - this is why our products are certified in accordance with the Environmental Product Declaration (EPD).

ISO 14001 Environmental Management  
ISO 50001 Energy Management



Member



www.chsa.co.uk

